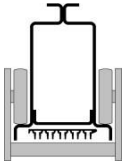
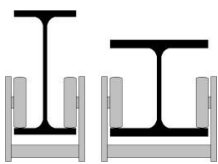
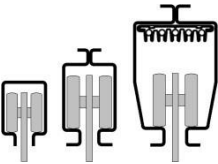
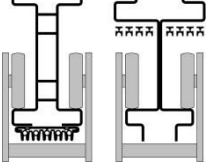


Technical Details ↓	iCrane LR+ Beam 	I Beam / H Beam (with outer trolley) 	Cold rolled steel tracks	
			Enclosed Sections 	"T" shaped sections 
Smooth sliding surfaces for trolley wheels	Yes	No	Yes	Yes
Reduced dimensional tolerances controlled construction geometry	Yes	No	Yes	Yes
Easy treatment, of surface preparation and painting, within the profile	Yes	Yes	No	No
High profile stability at horizontal forces caused by non-vertical forces	Yes	Yes	No	Yes
Use of pull-push (manual) cross travel trolleys of small size	Yes	Yes	Yes	No
Use of electric cross travel low head-room trolleys	Yes	Yes	No	No
Bus bar fitting inside the profile without size modification	Yes	No	Possible in rare cases	No
Easy inspection of bus bar and sliding brushes	Yes	Yes	No	Yes
Easy inspection of wheels of cross travel trolley	Yes	Yes	No	Yes
Easy inspection of profile interior for to check corrosion	Yes	Yes	No	No
Connecting all profiles of range with deferent heights	Yes	No	Possible in rare cases	No
Introduction of counterbalances within the profile	Yes	No	No	Possible in some cases
Introduction of electrical and air supply items within the profile	Yes	No	No	Possible in some cases