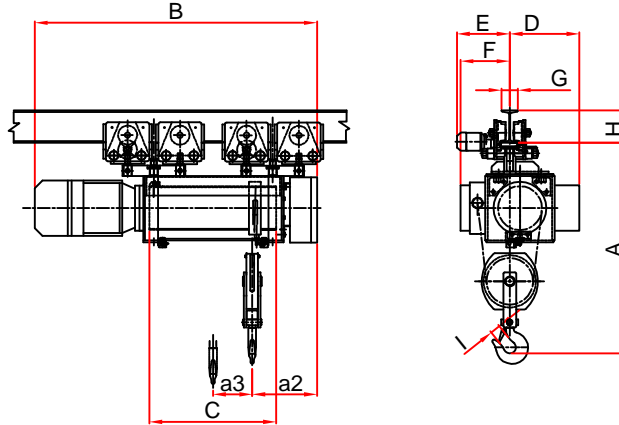
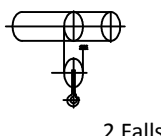
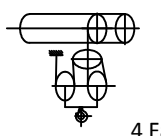
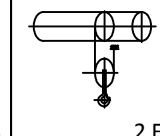
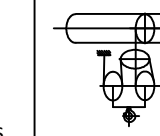
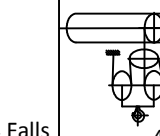
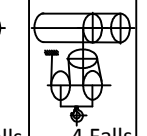


HW4 (M), HW4 (H), HW5 & HW5 (H) WIRE ROPE HOISTS



Type		HW4 (M)								HW4 (H)								HW5			HW5 (H)		
		H1	H3	H5	H9	H1	H3	H5	H9	H1	H3	H5	H9	H1	H3	H5	H9	H4	H6	H8	H4	H7	
Drum Length (C)	mm	695	976	1426	2325	695	976	1426	2325	695	976	1426	2325	695	976	1426	2325	1238	1684	2220	1238	1906	
SWL Class - II	Tonnes	7.5				15				10				20				30			45		
SWL Class - IV	Tonnes	6				12				8				16				25			35		
Lift	M	10	18	30	50	5	9	15	25	10	18	30	50	5	9	15	25	10	18	25	10	18	
No. Of Falls																							
Wire Rope Dia.	mm	18				18				18				18				22			24		
Hoisting Speed	M/Min.	8.2				4.1				6.7				3.3				3.5			2.6		
Hoisting Motor Kw.	Kw	15				15				15				15				22			22		
Travelling Speed	M/Min.	17				17				17				17				12			12		
Travelling Motor Kw.	Kw	0.55 Kw (2 Nos.)				0.75 Kw (2 Nos.)				0.55 KW (2 Nos.)				0.75 KW (2 Nos.)				1.1 (2 Nos.)			1.1 (2 Nos.)		
Trolley Wheel	Dia (Nos.)	140 (4)				140 (8)				140 (4)				140 (8)				140 (8)			160 (8)		
Dimn. A (Head Room)	mm	1860				1840				1860				1840				2550			2700		
Dimn. (B) (Note-1)	(mm)	1796	2077	2527	3426	1796	2077	2527	3426	1796	2077	2527	3426	1796	2077	2527	3426	2617	3063	3438	2850	3518	
Dimn. D	mm	539				500				539				500				646			646		
Dimn. E	mm	585				605				585				605				802			802		
Dimn. F	mm	381				420				381				420				489			497		
Dimn. G (Flange Width)	mm	125 - 210				150 - 210				125 - 210				150 - 210				180-300			180-300		
Dimn. H (Beam Size)	mm	250				450				250				450				550			600		
Dimn. I	mm	78				95				78				95				155			168		
Dimn. a2	mm	548				652				548				652				821			656		
Dimn. a3	mm	99	220	415	706	40	121	250	445	99	220	415	706	40	121	250	445	291	437	583	351	570	
Approx. Weight	Hoist	Kg	480	510	595	765	530	570	695	835	480	510	595	765	530	570	695	835	820	885	950	900	975
	Trolley	Kg	180	180	180	180	280	280	280	280	140	140	140	140	280	280	280	280	300	300	300	350	350
	Total	Kg	660	690	775	945	810	850	975	1115	620	650	735	905	810	850	975	1115	1120	1185	1250	1250	1325

NOTES:

- 1) 1:3 CREEP SPEED CAN BE GIVEN AT EXTRA COST. & DIMENSION 'B' WILL INCREASE BY 165 MM
- 2) 13,26 MPM TROLLIES ALSO CAN BE SUPPLIED (SINGLE REDUCTION GEAR BOX)
- 3) 8.5, 4.25, 2.8, 2.1 MPM TROLLIES ALSO CAN BE SUPPLIED (DOUBLE REDUCTION GEAR BOX) AT EXTRA COST, DIMENSION 'E' WILL INCREASE IN 100 MM.

Data Tolerance ±10% .